



Lands Department

GBP BIM Checking Tool for Revit Installation Manual for

**PROVISION OF SERVICES FOR THE IMPLEMENTATION OF TOOLS FOR FACILITATING
AUTOMATED CHECKING PROCESS ON ELECTRONIC BUILDING PLANS TO THE LANDS
DEPARTMENT AND BUILDINGS DEPARTMENT**

Version : 1.1

Date : 30-SEP-2024

© The Government of the Hong Kong Special Administrative Region

The contents of this document remain the property of and may not be reproduced in whole or in part without the express permission of the Government of the HKSAR

Table of Contents

- 1 System Requirement..... 1
 - 1.1 Checking before installation..... 1
- 2 Setting Up 1
 - 2.1 Installation..... 1
- 3 Uninstall 5

1 System Requirement

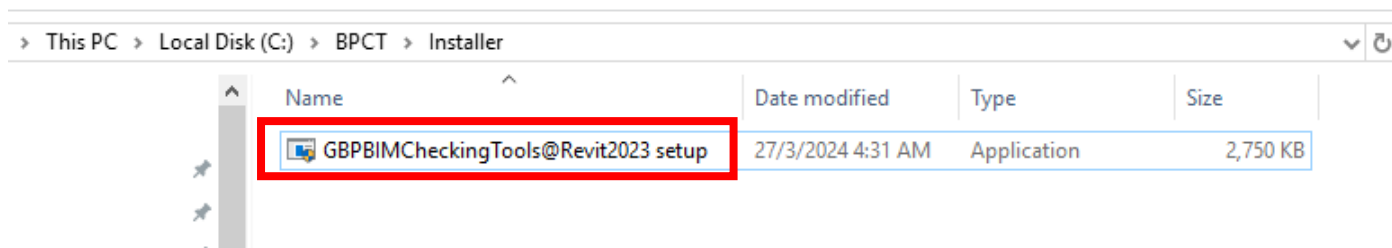
1.1 Checking before installation

- Versions of Revit and Checking Tool must be the same. For example, if Revit is at 2023 version, GBP BIM Checking Tool should be under 2023 version.
- Microsoft Excel is required to run the tool.
- ALWAYS ensure your window is set to update automatically, otherwise the plugin might not function properly.

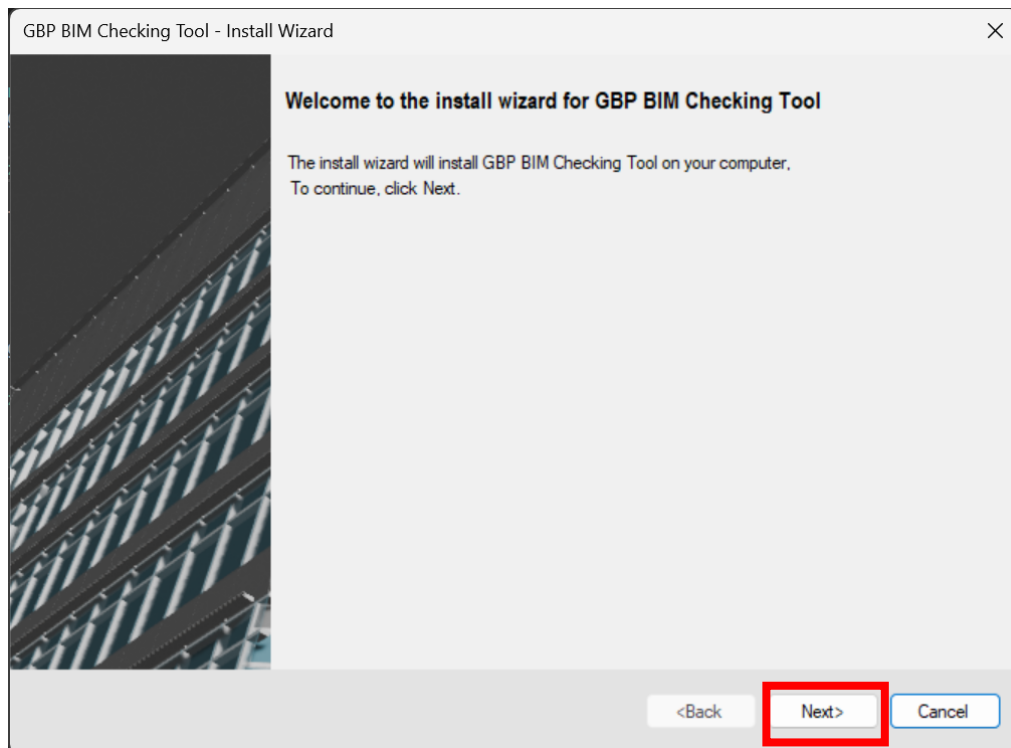
2 Setting Up

2.1 Installation

- i) Copy GBPBMCheckingTools@Revit2023 setup.exe to your computer. Select the file, right click and select “Run as administrator”.

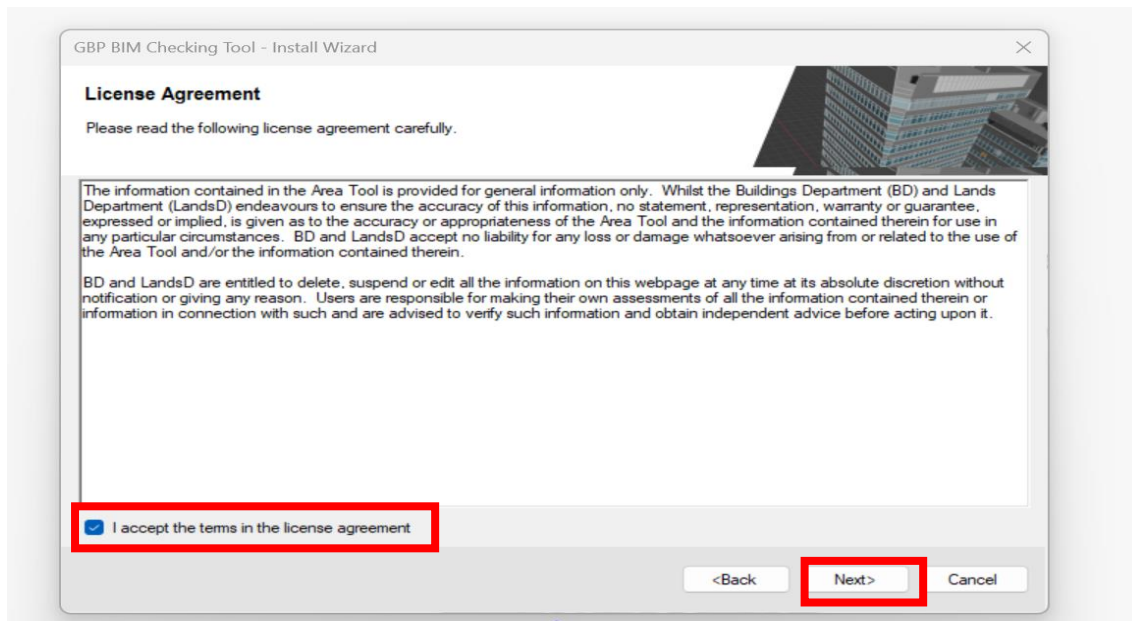


- ii) Click 'Next'

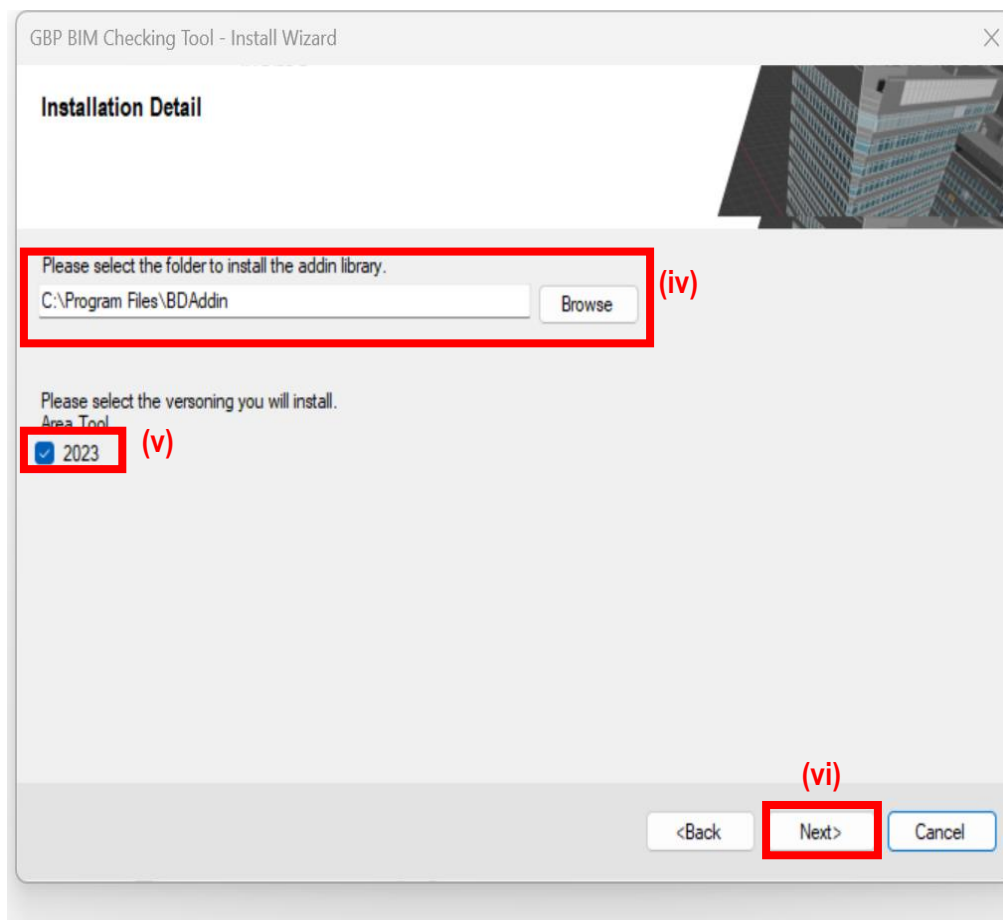


GBP BIM Checking Tool for Revit - Installation Manual

iii) Click 'I accept the terms in the license agreement' first, and then click 'Next'

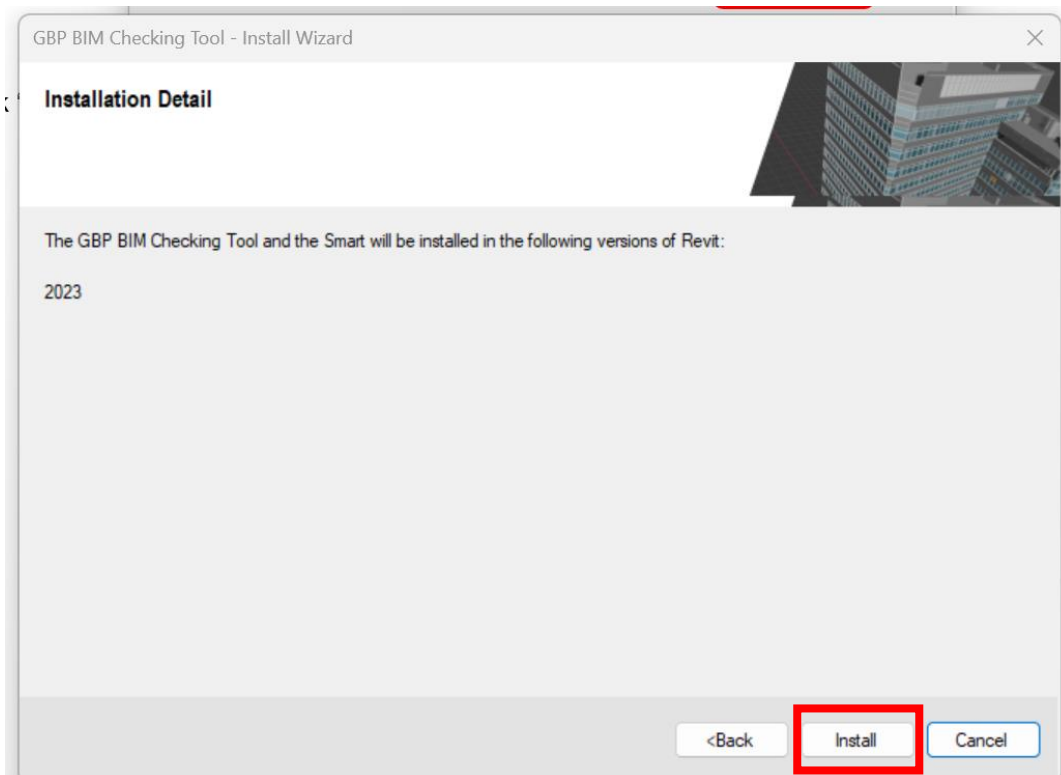


- iv) Select installation folder
- v) Select version for installation
- vi) Click "Next"

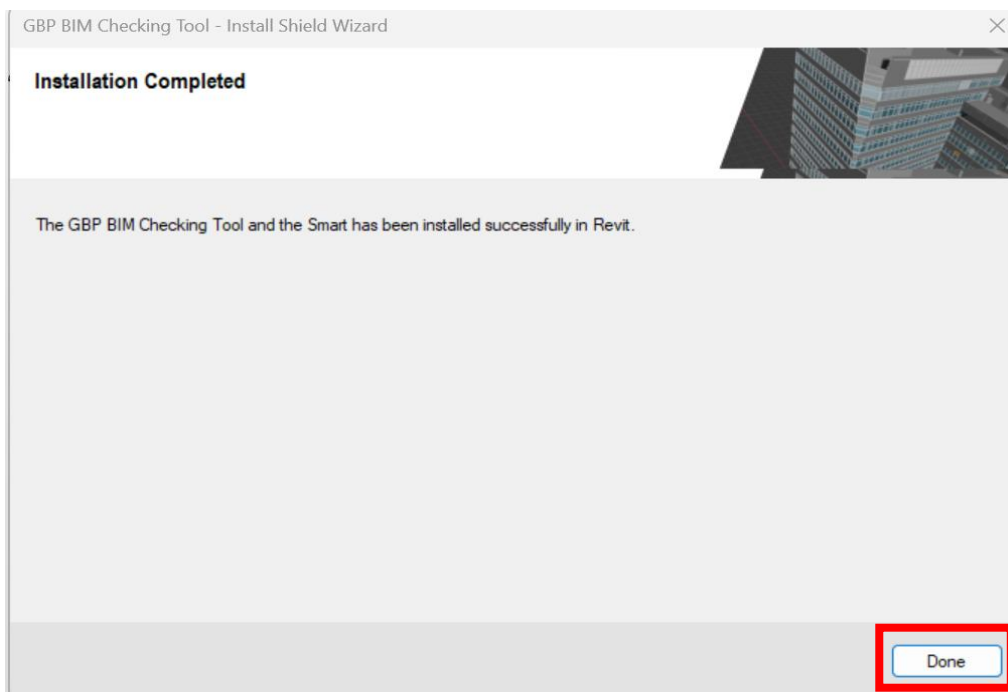


GBP BIM Checking Tool for Revit - Installation Manual

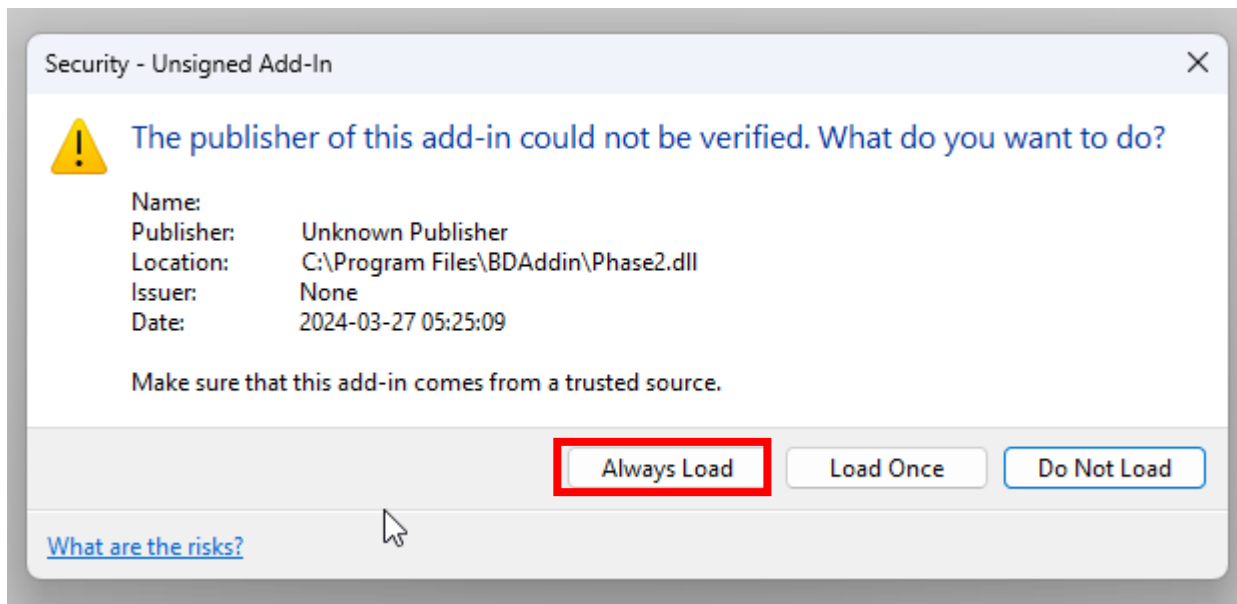
vii) Click "Install"



viii) Click "Done" to finish Installation

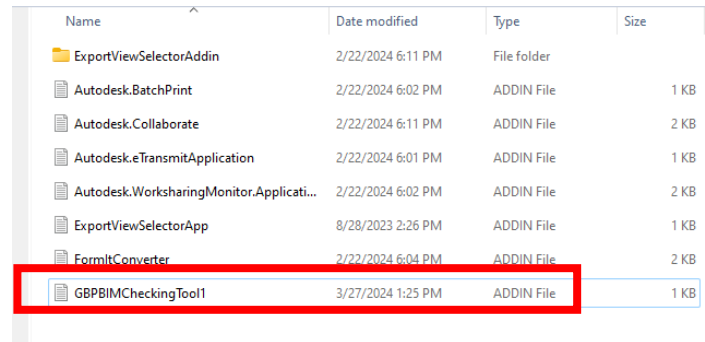


ix) Open Revit and select “Always Load” for functions from installed folder.



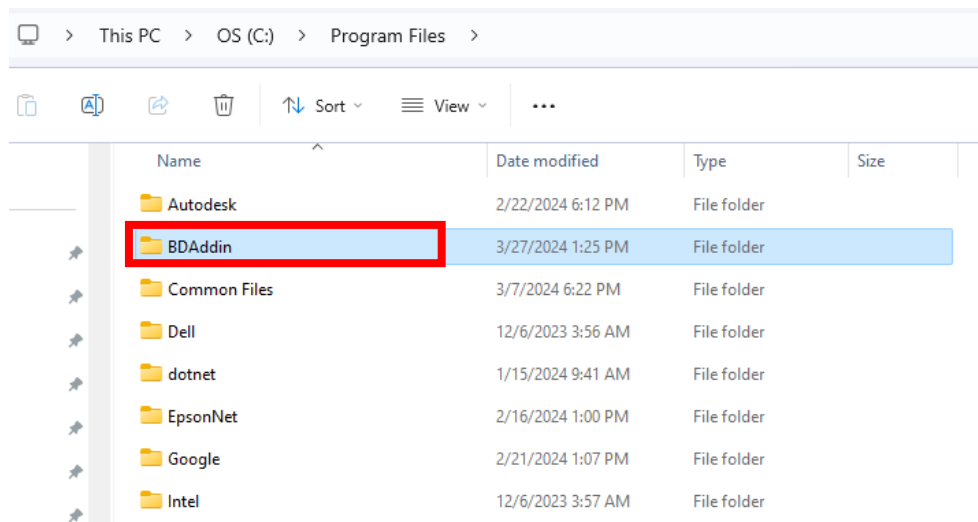
3 Uninstall

- If the current version does not support the installation and you would like to uninstall the tool, follow the following steps:
 - i) Delete files GBP BIM Checking Tool1 addin located under C:\ProgramData\Autodesk\Revit\Addins\release year.



Name	Date modified	Type	Size
ExportViewSelectorAddin	2/22/2024 6:11 PM	File folder	
Autodesk.BatchPrint	2/22/2024 6:02 PM	ADDIN File	1 KB
Autodesk.Collaborate	2/22/2024 6:11 PM	ADDIN File	2 KB
Autodesk.eTransmitApplication	2/22/2024 6:01 PM	ADDIN File	1 KB
Autodesk.WorksharingMonitor.Applicati...	2/22/2024 6:02 PM	ADDIN File	2 KB
ExportViewSelectorApp	8/28/2023 2:26 PM	ADDIN File	1 KB
FormItConverter	2/22/2024 6:04 PM	ADDIN File	2 KB
GBP BIM Checking Tool1	3/27/2024 1:25 PM	ADDIN File	1 KB

- ii) Delete installation folder with default path at C:\Program Files\BDAddin.



Name	Date modified	Type	Size
Autodesk	2/22/2024 6:12 PM	File folder	
BDAddin	3/27/2024 1:25 PM	File folder	
Common Files	3/7/2024 6:22 PM	File folder	
Dell	12/6/2023 3:56 AM	File folder	
dotnet	1/15/2024 9:41 AM	File folder	
EpsonNet	2/16/2024 1:00 PM	File folder	
Google	2/21/2024 1:07 PM	File folder	
Intel	12/6/2023 3:57 AM	File folder	